



Becoming even more COURAGEOUS in



HUMANITIES AND SOCIAL STUDIES

**Social Systems
and Economics**
UN Sustainable Development Goals
Quality Education

.....

**Societal Structure
and Culture**
Matchmaking
Nice to Meet You

.....

**Time, Continuity,
and Change**
A Series of Fortunate Events
Tearing Down Walls

.....

**Civilizations and
Natural Environments**
Map of My Town
Heroes of My Town

.....

**Resources and the Natural
World**
Why the Waste?
Paper, Reek Markers, Scissors Tape

.....

**Geography and
Global Connections**
Ecuador
Fairtrade Bananas



SUSTAINABLE DEVELOPMENT GOALS



Visit the United Nations Sustainable Development Goals at

<https://www.un.org/sustainabledevelopment/sustainable-development-goals/>

Above are the 17 Sustainable Development Goals defined by the United Nations. After researching these goals on the website, answer the questions below.

Which goal do you feel will take the most courage to achieve? _____

Why do you think so? Refer to this goal's facts, figures and targets when explaining your answer.

How would you show courage to support this goal? What advice would you give to others?

On the UN's website, take an in-depth look at the current situation with SDG #4:

QUALITY EDUCATION

Which fact or figure concerns you the most?

Which target will address this concern?



Use the space below to
develop a plan
to support this target.

What can you do in your
school or local community?

How will courage come in handy when you carry out this plan?



MATCHMAKING

Look closely at these children and then choose 2 kids for each row in the chart below.



Description	Person 1	Person 2
Friends with one another		
Enemies with one another		
Friends with you		
Enemies with you		
Nice		
Not Nice		
Smart		
Not smart		
Cool		
Not cool		


Look at all the children in the green rows. Do they have anything in common?

Look at all the children in the red rows. Do they have anything in common?

We sometimes think negatively about things we just don't know much about. Might there be something more you could learn about the people in the red rows?

Nice To Meet You

Martin Luther King Jr. once said,



“Men often hate each other because they fear each other;



they fear each other because they don't know each other;



they don't know each other because they can not communicate;



they can not communicate because they are separated.”

We are sometimes scared to make friends with certain people we don't know. Think of someone who you don't know very well at all, but are still for some reason scared or reluctant to be friends with. Do not name this person or write about anyone on this page, but rather think about the quote above and answer the following questions.

What don't you know about this person that might make you feel uncomfortable?

Do you communicate with this person? If so, describe how you communicate. If you don't communicate, explain why you don't or can't do this.

Are you somehow separated from this person? If so, how? _____

Without mentioning this page, try to communicate better with this person. Find out more about this person by spending time together. Might you become friends? Reflect on the experience below.

A Series of Fortunate Events

Label this timeline with events that shaped your level of courage. For any grades you're not in yet, label things you hope will happen or fear might happen which will in any case make you more courageous. Events might include making new friends, losing old friends, fights, challenges, grades, wins, losses, trouble, triumph, adventures, or mysteries.


KINDERGARTEN





GRADE 1



GRADE 2





GRADE 3



GRADE 4



GRADE 5



Tearing Down WALLS

Choose someone you know whose courage tore down walls to make change and shape the world in which you live today. It may be a famous political activist who helped to change biased laws in your country, or it may be a kid on your school's student council who advocated for an improved school lunch menu. Research about or interview this person in order to answer the questions below.

Name: _____

Role in society: _____

Description of situation this individual intervened in: _____

What this individual wanted to change: _____

Acts of courage this individual performed in order to make change: _____

Description of situation after this individual intervened: _____

Description of how the situation would be if this individual had not changed things:

MAP OF MY TOWN

Draw a map of your town and label as many places as you can, such as restaurants, shops, playgrounds, parks, rivers, lakes, forests, businesses, schools, streets, etc. Which areas have you never been to? Go out and explore these areas and continue to develop this map while you get to know your home better. Remember to stay safe on your travels!

HEROES OF MY TOWN

Research the history of your town and fill in the information below.

What did the area look like before it was inhabited? Draw a part of this environment that could have been intimidating.

Who were the first people to settle here? Where did they come from and why did they choose this location?

What were some of the challenges people faced when settling here? Rate how scary each obstacle was on a scale of 1-10.

Describe how people overcame each of these obstacles. Mention 2 specific people who were particularly courageous.

WHY THE WASTE?

Be a risk-taker and change your habits to conserve resources.

Are your school snacks packaged in paper or plastic? What snacks could you bring that don't use as much packaging? Try these new foods as your snack for a week and reflect on how much material you've conserved.

PACKAGING



Do you let the sink run while brushing your teeth? Do you take long showers? Do you fool around while washing your hands? Where could you conserve water? Try it for a week and reflect on what you did below.

Water



Do you leave the lights or television on in a room that you leave? Do you use several devices that need to be charged? How could you reduce the amount of electricity you use? Reflect on your accomplishments below.

Electricity



PAPER, ~~ROCK~~ MARKERS, ~~SCISSORS~~ TAPE

Your Limited Resources

While working in a group, create a series of 10 posters to hang around your school, each of which describes one way students can become even more courageous.



10 pieces of paper



6 inches of tape



1 package of markers

Develop a plan that details when group members will use which materials in order to produce the best quality products in the least amount of time. Then follow your plan and create your posters with your group. Afterward reflect on how you distributed your resources to your partners. Was anyone left out? Was the plan efficient? Did another group in your class have a better plan? Use the space below to plan and reflect.

PLAN
REFLECT

ECUADOR

Ecuador is a wonderful place known for its incredible natural beauty, splendid cultural influence and admirable people. But like everywhere else in the world, the geographical elements can present challenges to those who live there. Research some of the geographical elements below and determine whether any of them can be challenging. Then write a short narrative on the lines below describing how people living in Ecuador might need courage when handling these geographical elements.



- LANDFORMS
- LANDSCAPE
- WILDLIFE
- WEATHER
- NATURAL DISASTERS
- CLIMATE
- TOPOGRAPHY

Fairtrade BANANAS

Some banana farmers in Ecuador suffer from poor wages, unsuitable housing, long work days, no job security, and child labor. Stand up for these farmers and use this page to design a creative way to spread awareness of unethical banana production. Look up the Fairtrade Foundation website in your country to find out ways you can support banana farmers around the world, or consider some of the ideas below.



**ALWAYS BUY
the BANANAS
with the
Fairtrade
Mark!**

give an informative presentation at an assembly. Ask local grocery stores to sell Fairtrade

Design a monkey mascot and put it on posters, brochures, or a website. Dress up like a banana and

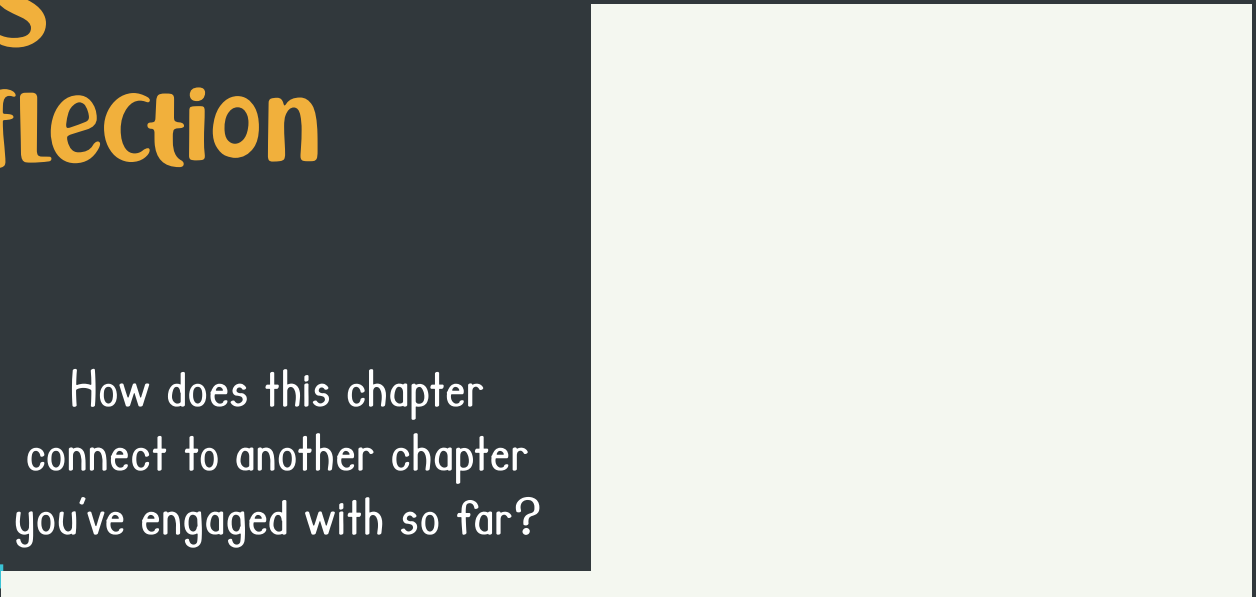
Create banana peel hats and wear them to school with a sign that says "Ask me why I'm wearing a banana peel on my head," and then tell everyone why!

bananas only. Hold a banana bread bake sale and donate your proceeds to support banana farmers.

HSS Reflection

How does this chapter connect to another chapter you've engaged with so far?

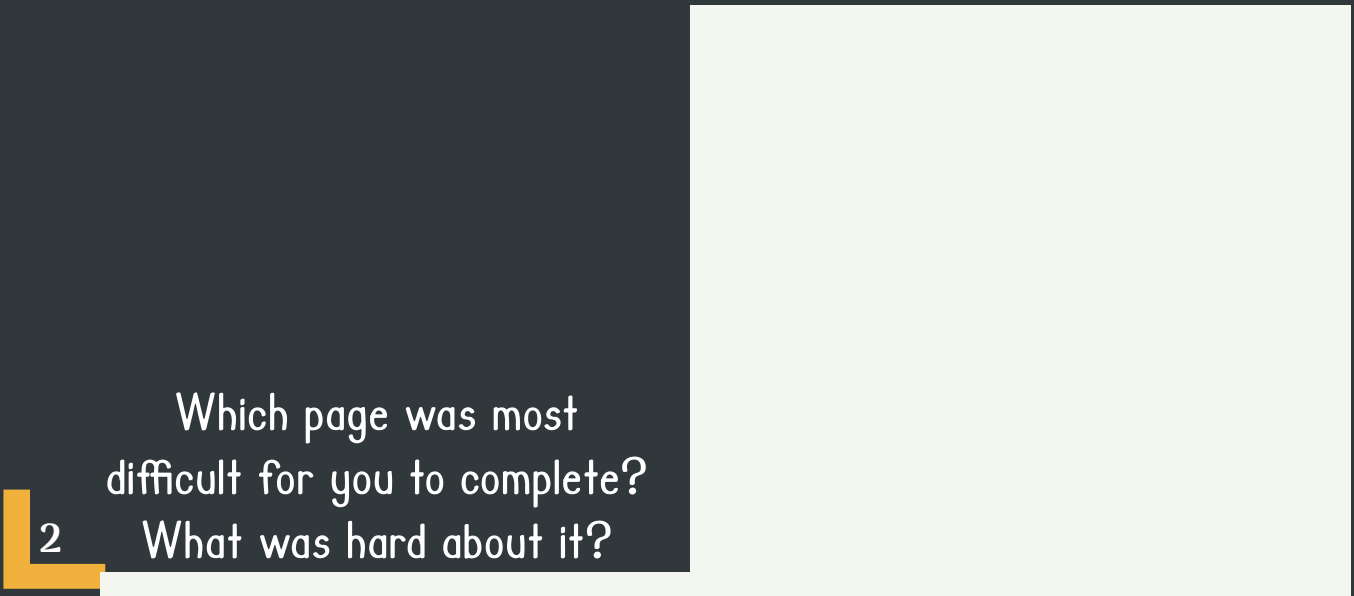
1



Which page was most difficult for you to complete?

2

What was hard about it?



How would you rate the quality of your work in this chapter, from 1 (Yikes!) to 10 (Wow!), and why?

3

